
V-CUT
V-CUT

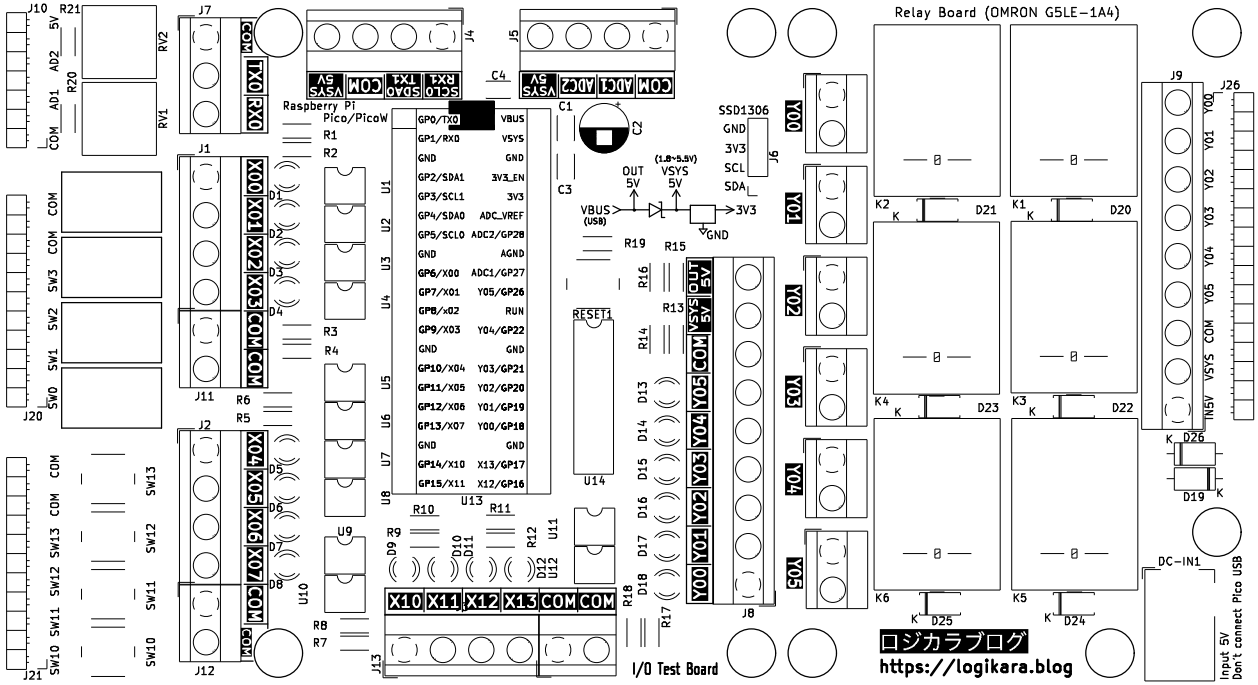
Relay Board (OMRON G5LE-1A4)
Raspberry Pi Pico/PicoW
I/O Test Board
SSD1306
GND
3V3
SCL
SDA
VBUS (USB)
OUT 5V
VSYS 5V
(1.8~5.5V)
3V3
GND
RESET1
GP0/TX0 VBUS
GP1/RX0 VSYS
GND GND
GP2/SDA1 3V3_EN
GP3/SCL1 3V3
GP4/SDA0 ADC_VREF
GP5/SCL0 ADC2/GP28
GND AGND
GP6/X00 ADC1/GP27
GP7/X01 Y05/GP26
GP8/x02 RUN
GP9/X03 Y04/GP22
GND GND
GP10/X04 Y03/GP21
GP11/X05 Y02/GP20
GP12/X06 Y01/GP19
GP13/X07 Y00/GP18
GND GND
GP14/X10 X13/GP17
GP15/X11 X12/GP16
X10 X11 X12 X13 COM COM
X00 X01 X02 X03 COM COM
X04 X05 X06 X07 COM COM
Y00 Y01 Y02 Y03 Y04 Y05 COM VSYS VSYS 5V OUT 5V
COM ADC1 ADC2 VSYS 5V
COM SDA0 SCL0 VSYS 5V
COM TX1 RX1
COM TX0 RX0
COM AD1 AD2 5V
COM COM SW3 SW2 SW1 SW0
COM COM SW13 SW12 SW11 SW10
SW13 SW12 SW11 SW10
Y00 Y01 Y02 Y03 Y04 Y05 COM VSYS VSYS 5V OUT 5V
DC-IN1
Input 5V
Don't connect Pico USB
ロジカラブログ
https://logikara.blog



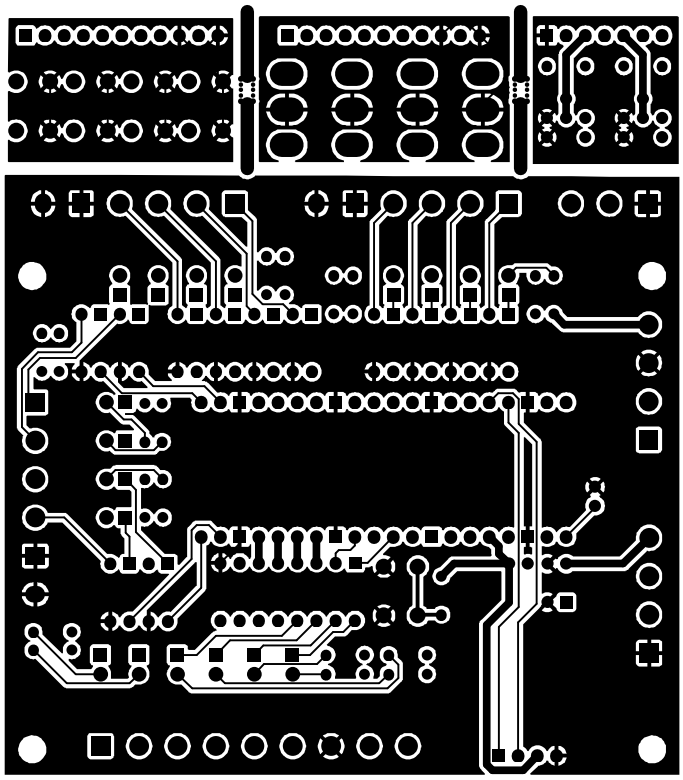

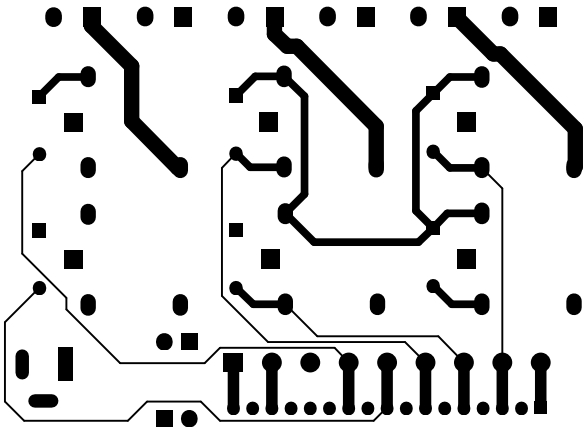

モニタコントローラ
http://logikig.pod